



Field Epidemiology and Disease Surveillance Division (FEDSD)

National Institute of Health (NIH), Islamabad

Phone: 051- 9255237, Email: idsr-pak@nih.org.pk



Weekly Bulletin: Integrated Disease Surveillance and Response (IDSR)

07th April 2022

Highlights of the Epi-Week-13 (28th March – 03rd April 2022)

Cumulative Information

- During this week, most frequent reported cases were of Acute Diarrhea (Non Cholera), ILI, SARI, Malaria, ALRI <5 years, B. Diarrhea, Typhoid, Rabies/ Dog bite, AWD (S. Cholera) & VH (B, C & D).
- In comparison to previous week i.e. Week-12, all reported diseases depicted a downward trend.
- Cases of VPDs were reported from all across Pakistan. Therefore, an immediate attention in terms of strengthening immunization activities is required.
- There is persistent reporting of AD (Non-Cholera) and AWD (S. Cholera) cases. Immediate verification is required to rule out presence of confirmed Cholera cases. Afterwards public health measures need to be implemented.
- Cases of Rabies/Dog bite, Dengue, and Leishmaniasis are reported continuously. This need a strong One-Health approach for control of the cases.
- Cases of Gonorrhea and Syphilis need immediate verification and implementation of public health measures.
- Cases of Dengue reported from Sindh need coordinated approach of health and vector control departments to control these cases.

Figure 1: Most frequently reported cases during week 13, in comparison with previous weeks, Pakistan

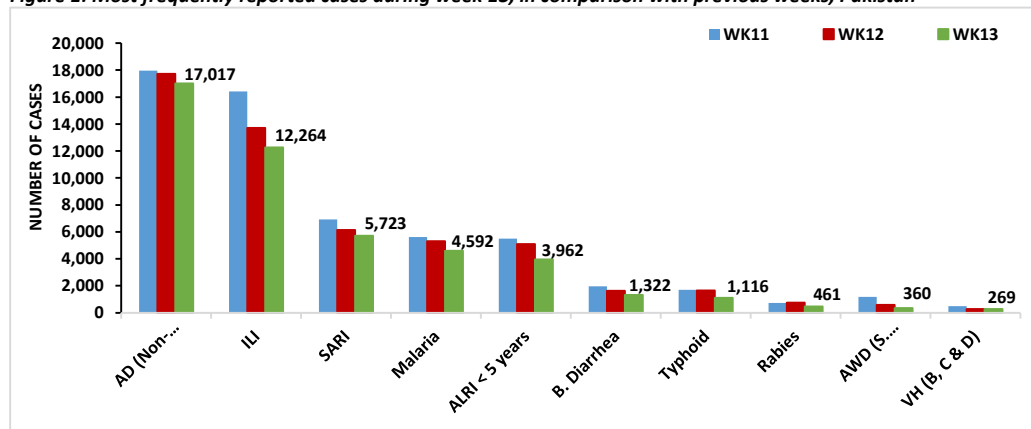


Table 1: Province/Area wise distribution of most frequently reported cases during week 13, Pakistan

Districts	AJK	Balochistan	GB	ICT	KP	Punjab	Sindh	Total
AD (Non-Cholera)	89	1,447	5	123	8,658	143	6,552	17,017
ILI	52	2,576	10	363	5,058	0	4,205	12,264
SARI	0	141	6	15	5,489	7	65	5,723
Malaria	0	467	0	1	1,945	120	2,059	4,592
ALRI < 5 years	11	343	9	98	1,848	7	1,646	3,962
B. Diarrhea	8	318	0	4	481	15	496	1,322
Typhoid	0	164	2	2	595	103	250	1,116
Rabies/ Dog bite	0	27	0	0	316	0	118	461
AWD (S. Cholera)	0	31	3	19	307	0	0	360
VH (B, C & D)	1	5	0	0	134	11	118	269
Chickenpox/ Varicella	0	15	0	0	95	0	41	151
AVH (A & E)	0	0	0	0	93	21	26	140
Mumps	0	14	0	0	112	0	13	139
CL	0	67	0	0	60	0	0	127
Measles	0	34	0	0	47	0	33	114
Pertussis	0	15	0	0	42	0	0	57
Gonorrhea	0	20	0	0	4	0	14	38
Dengue	0	2	0	0	0	0	18	20

Points of Attention

- Routine immunization is affected due to pandemic control activities, and regular Polio campaigns, resultantly cases of VPDs are increasing. **Therefore, strengthened coordination with EPI is needed for reduction in the cases.**
- Leishmaniasis, Malaria, and Typhoid cases are continuously reported especially from Balochistan and Sindh. It is emphasized that hotspots areas should be identified for epidemiological investigations and timely response.**
- It is proposed to enhance community awareness on water, sanitation and hygiene (WASH) practices.
- STI cases especially Gonorrhea and Syphilis, cases are regularly reported mainly from Balochistan and Sindh. Public health response actions need to be implemented in the affected areas after verification of cases.**
- Case of HIV/AIDS needs immediate verification and response action on priority basis to limit its spread.**
- Cases of dog bite is increasing across Pakistan. There is dire need to create community awareness, and prepare/ implement a comprehensive Rabies control plan based on One Health approach at provincial level.
- IDSR focal persons may share alert verification and outbreak investigation reports.** This will help in furnishing details on disease burden, circulating pathogens and devising national strategies for control of diseases.

Sindh

- Sindh reported most frequent reported cases of AD (Non Cholera) (n=6,552), ILI (n=4,205), Malaria (n=2,059), ALRI <5 Years (n=1,646), B. diarrhea (n=496), Typhoid (n=250), VH (B, C & D) (n=118), Rabies/ Dog bite (n=118), SARI (n=65) & Chickenpox (n=41).
- Ghotki reported maximum cases of AD (Non Cholera), ALRI <5 years & Malaria.
- Hyderabad reported maximum cases of AD (Non Cholera), ILI & ALRI <5 years.
- Kamber reported maximum cases of AD (Non Cholera), Malaria & ALRI <5 years.
- Karachi East reported maximum cases of AD (Non Cholera).
- Karachi Malir reported maximum cases of AD (Non Cholera), ILI & ALRI <5 years.
- Larkana reported maximum cases of Malaria & AD (Non Cholera).
- Naushahro Feroze reported maximum cases of ILI, AD (Non Cholera) and Malaria.
- Shikarpur reported AD (Non Cholera) & Malaria cases at maximum.
- Tharparkar reported maximum cases of AD (Non Cholera), ILI, Malaria & ALRI <5 years.
- Thatta reported maximum cases of AD (Non Cholera), ALRI <5 years & Malaria.
- Cases of Dengue need immediate attention and coordinated approach of health and vector control departments for control.
- In comparison with previous week cases of AD (Non Cholera), Dengue & Malaria showed a decline in trend.

Figure 2: Most frequently reported cases during week 13, in comparison with previous weeks, Sindh

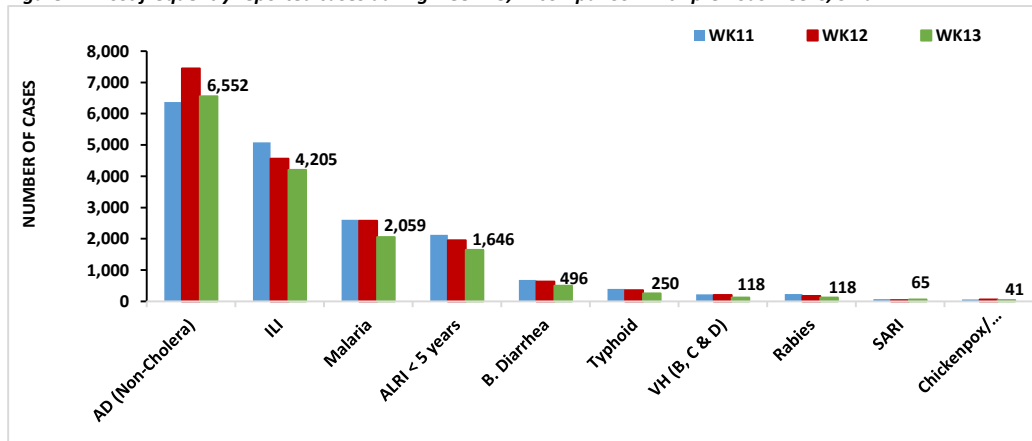
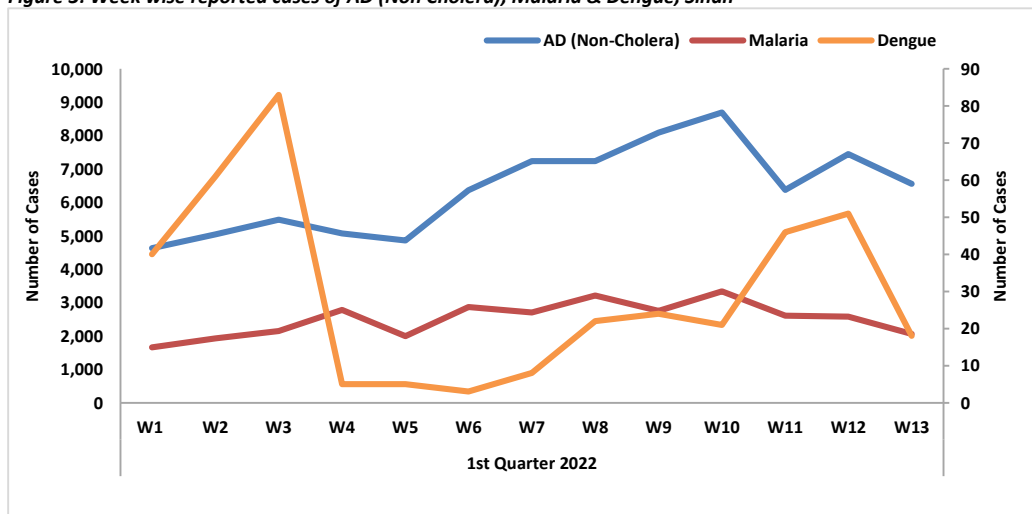


Table 2: District wise distribution of most frequently reported cases during week 13, Sindh

Diseases	Ghotki	Hyderabad	Kamber	Kar. East	Kar. Malir	Larkana	N. Feroze	Shikarpur	Tharparkar	Thatta
AD (Non-Cholera)	327	2,041	622	189	916	186	247	346	1,431	247
ILI	0	2,313	0	13	371	0	571	4	923	10
Malaria	93	49	429	23	69	325	259	115	589	108
ALRI < 5 years	225	225	166	18	321	0	75	40	419	157
B. Diarrhea	26	43	93	4	79	52	32	43	101	23
Typhoid	13	7	60	0	31	3	59	0	54	23
VH (B, C & D)	4	15	13	1	5	5	28	5	32	10
Rabies/Dog bite	14	2	0	0	34	0	0	62	6	0
SARI	2	3	2	0	48	0	0	6	4	0
Chickenpox/Varicella	0	5	2	10	11	0	0	1	11	1
Measles	1	0	0	2	2	0	0	3	24	1
AVH (A & E)	3	5	0	2	1	0	2	0	13	0
Dengue	0	0	0	14	0	0	0	0	4	0
Gonorrhea	0	0	0	0	6	0	0	0	4	4
Mumps	0	0	0	2	9	0	0	1	1	0
Meningitis	0	0	0	0	0	0	0	0	6	0
AFP	0	0	0	0	0	0	0	0	1	1
Leprosy	0	0	0	0	0	1	0	0	0	0
HIV/AIDS	0	0	0	0	0	0	0	0	0	1

Figure 3: Week wise reported cases of AD (Non Cholera), Malaria & Dengue, Sindh



Balochistan

- From Balochistan overall ILI (n=2,576), AD (Non Cholera) (n=1,447), Malaria (n=467), ALRI <5 years (n=343), B. diarrhea (n=318), Typhoid (n=164), SARI (n=141), CL (n=67), Measles (n=34) & Rabies/Dog bite (n=27).
- District Gwadar reported maximum cases of AD (Non Cholera).
- District Kech reported cases of ILI, AD (Non Cholera) & Malaria at maximum.
- District Khuzdar reported maximum cases of AD (Non Cholera) and ILI.
- District Lasbella reported maximum cases for AD (Non-Cholera), Malaria & ALRI <5 years.
- District Naseerabad reported cases of AD (Non Cholera) at maximum.
- District Pishin reported cases for ILI, ALRI <5 years & B. diarrhea at maximum.
- From district Quetta, cases of ILI & AD (Non Cholera) were reported at maximum.
- District Sibi reported cases of ILI & AD (Non Cholera) at maximum.
- District Zhob reported maximum cases of ILI & SARI.
- One case of Anthrax and CRS each reported from district Naseerabad. This need urgent attention and response.
- Cases of VPDs are reported regularly, and therefore, needs strengthening of routine immunization system.
- Cases of Malaria & ALRI <5 years had shown decreased trend while cases of AD (Non Cholera) had followed similar pattern as compared to previous week i.e. Week-12.

Figure 4: Most frequently reported cases during week 13, in comparison with previous weeks, Balochistan

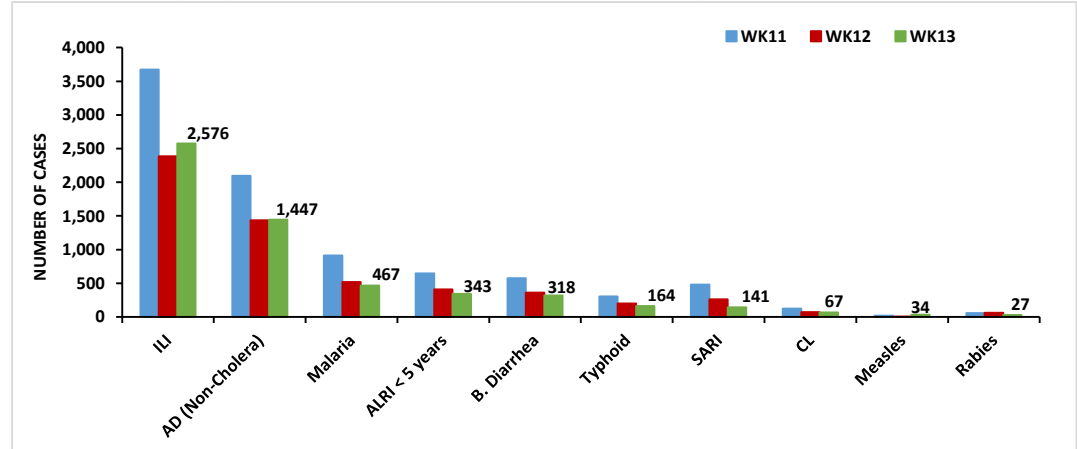
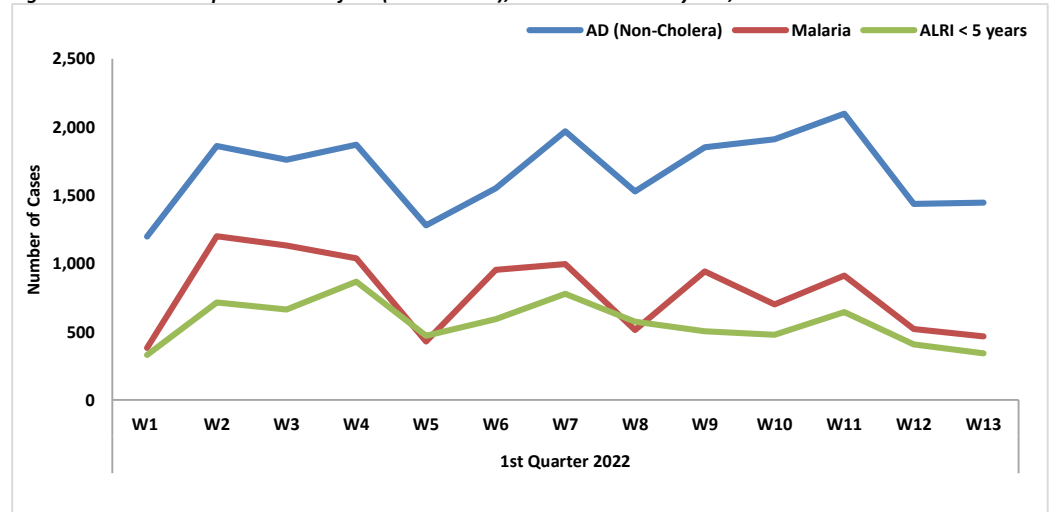


Table 3: District wise distribution of most frequently reported cases during week 13, Balochistan

Diseases	Gwadar	Kech (Turbat)	Khuzdar	Lasbella	Naseerabad	Pishin	Quetta	Sibi	Zhob
ILI	25	1,313	98	41	57	253	569	138	82
AD (Non-Cholera)	42	499	103	287	88	58	228	109	33
Malaria	15	156	57	127	45	6	6	17	38
ALRI < 5 years	NR	70	7	69	25	113	0	7	52
B. Diarrhea	18	79	37	19	16	66	45	27	11
Typhoid	9	8	26	20	30	24	26	12	9
SARI	NR	14	4	43	5	2	0	3	70
CL	NR	0	9	13	4	23	12	3	3
Measles	NR	7	11	8	0	5	1	2	0
AWD (S. Cholera)	NR	0	0	10	3	0	0	18	0
Rabies/Dog bite	NR	0	14	3	0	5	0	5	0
Gonorrhea	NR	0	12	0	0	7	0	1	0
Chickenpox/ Varicella	NR	0	2	2	6	0	0	5	0
Pertussis	NR	0	0	0	2	8	0	1	4
Mumps	NR	3	2	1	3	4	0	1	0
VH (B, C & D)	NR	0	2	0	3	0	0	0	0
HIV/AIDS	NR	0	0	3	2	0	0	0	0
Dengue	NR	1	0	1	0	0	0	0	0
Anthrax	NR	0	0	0	1	0	0	0	0
Rubella (CRS)	NR	0	0	0	1	0	0	0	0

Figure 5: Week wise reported cases of AD (Non Cholera), Malaria & ALRI <5 years, Balochistan



Khyber Pakhtunkhwa (KP)

- KP reported cases of AD (Non Cholera) (n=8,656), SARI (n=5,489), ILI (n=5,058), Malaria (n=1,945), ALRI <5 years (n=1,848), Typhoid (n=595), B. diarrhea (n=481), Rabies/Dog bite (n=316), AWD (S. Cholera) (n=307) & VH (B, C & D) (n=134) at maximum.
- District Abbottabad reported maximum cases of AD (Non-Cholera).
- District Charsadda reported maximum cases of AD (Non-Cholera), Malaria, ILI & SARI.
- Khyber district reported ILI at maximum.
- District Kohat reported maximum cases of ILI, AD (Non Cholera) & SARI.
- District Lakki Marwat reported maximum cases of AD (Non-Cholera), Malaria & ALRI <5 years.
- District Malakand reported cases of AD (Non Cholera), ILI & ALRI <5 years at maximum.
- District Mansehra reported maximum cases of ILI, AD (Non Cholera) & SARI.
- District Mardan reported most cases of ILI, AD (Non Cholera) & ALRI <5 years.
- District Swabi reported maximum cases of SARI, AD (Non Cholera), & ILI.
- District Swat reported maximum cases of SARI, AD (Non Cholera) & ILI.
- Cases of AFP, Brucellosis and Leprosy have been reported which need immediate verification and response measures accordingly.
- In comparison with previous week i.e. week 12, cases of AD (Non Cholera) & Malaria increased trend while SARI showed a decrease in trend.

Figure 6: Most frequently reported cases during week 13, in comparison with previous weeks, KP

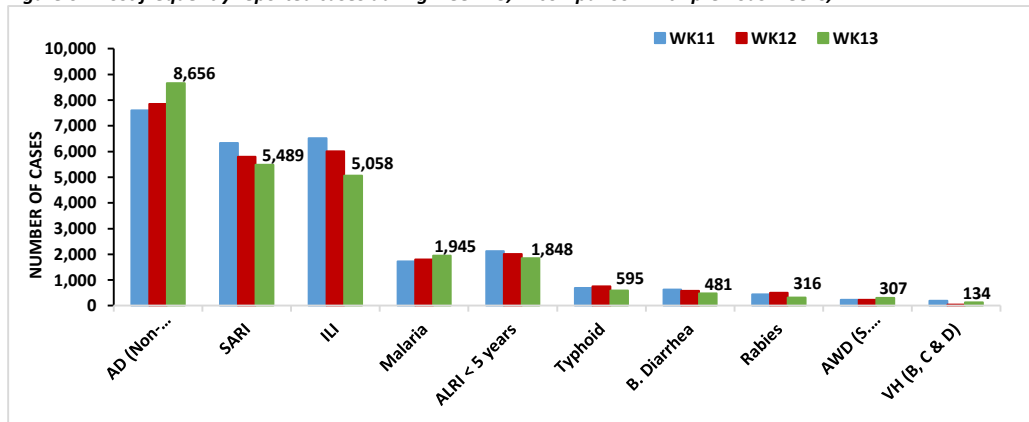
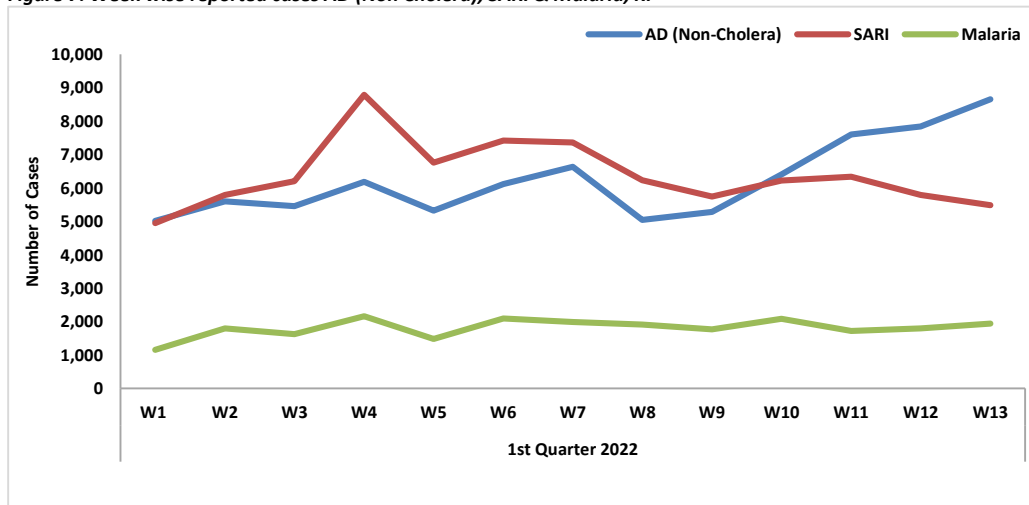


Table 4: District wise distribution of most frequently reported cases during week 13, KP

Diseases	Abbottabad	Charsadda	Khyber	Kohat	Lakki Marwat	Malakand	Mansehra	Mardan	Swabi	Swat
AD (Non-Cholera)	600	834	40	450	1,199	1,015	783	1,114	1,154	1,469
SARI	33	85	0	151	20	37	511	456	1,676	2,520
ILI	0	256	125	463	4	352	790	1,435	374	1,259
Malaria	0	736	20	139	495	60	14	425	25	31
ALRI < 5 years	8	71	4	76	221	252	117	525	300	274
Typhoid	13	65	5	56	29	29	142	68	64	124
B. Diarrhea	4	61	15	75	49	52	57	74	37	57
Rabies/Dog bite	5	0	18	28	34	0	129	22	40	40
AWD (S. Cholera)	0	18	1	20	0	2	53	132	57	24
VH (B, C & D)	0	0	5	4	91	0	9	1	10	14
Mumps	0	0	12	0	1	34	2	29	11	23
Chickenpox/Varicella	0	0	1	2	4	43	5	35	5	0
AVH (A & E)	0	0	0	0	0	27	5	7	25	29
CL	0	0	22	10	15	7	0	5	1	0
Measles	0	1	2	0	7	4	5	5	21	2
Pertussis	0	0	8	0	0	0	8	17	6	3
AFP	0	0	1	0	0	0	2	1	1	1
Brucellosis	0	0	0	0	0	0	2	1	0	2
Leprosy	0	0	0	0	0	0	4	0	0	0

Figure 7: Week wise reported cases AD (Non Cholera), SARI & Malaria, KP



Islamabad (ICT)

- From ICT, the most frequent reported diseases were ILI (n=363), AD (Non-Cholera) (n=123), ALRI <5 years (n=98), AWD (S. Cholera) (n=19), SARI (n=15), B. diarrhea (n=04), Typhoid (n=02) & Malaria (n=01).
- Cases of AD (Non Cholera), & ALRI <5 years had shown a decline as compared to previous week.
- Cases of AD (Non Cholera) & AWD (S. Cholera) need epidemiological investigations and implementation of public health measures.
- There is need to spread community awareness for water, sanitation and hygiene (WASH) practices.

Gilgit Baltistan

- Gilgit-Baltistan reported cases of ILI (n=10), ALRI <5 years (n=09), SARI (n=06), AD (Non Cholera) (n=05), AWD (S.Cholera) (n=03), Typhoid (n=2) this week.
- Cases of AD (Non Cholera) & AWD (S. Cholera) need epidemiological investigations and implementation of public health measures.
- There is need to spread community awareness for water, sanitation and hygiene (WASH) practices.
- Cases of ALRI <5 years had shown decreased trend as compared to previous week.

Figure 8: Most frequently reported cases during week 13, in comparison with previous weeks, ICT

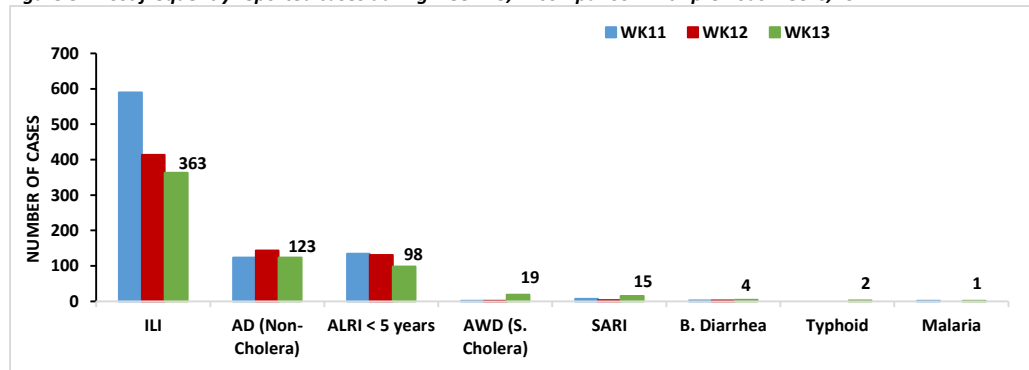


Figure 9: Week wise reported cases of AD (Non Cholera) & ALRI <5 years, ICT

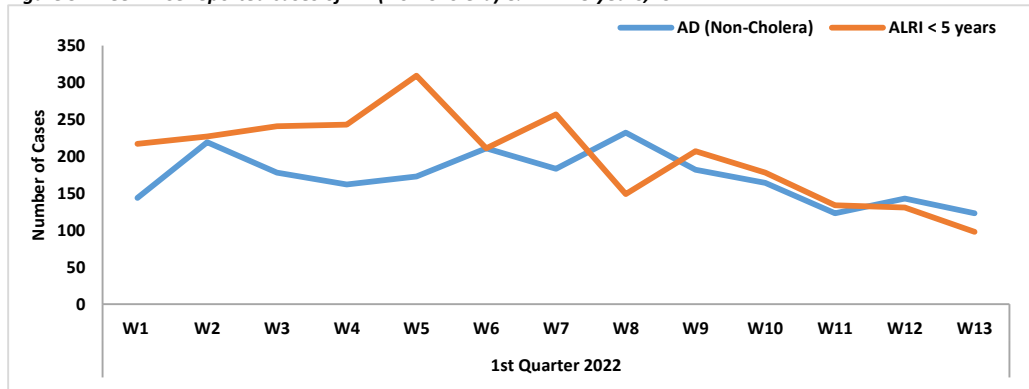


Figure 10: Most frequently reported cases during week 13, in comparison with previous weeks, GB

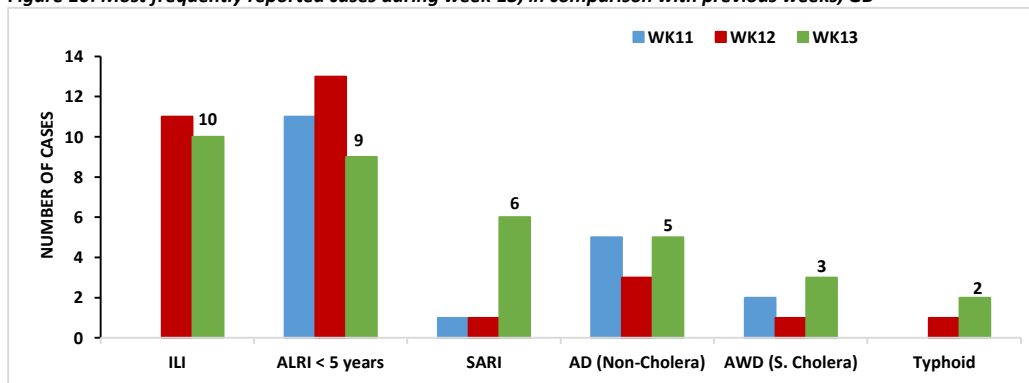
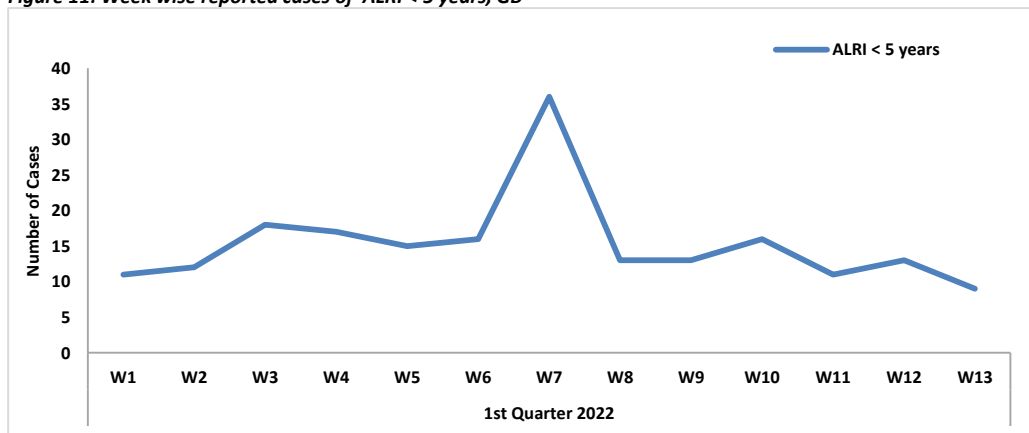


Figure 11: Week wise reported cases of ALRI <5 years, GB



AJK

- From District Mirpur most frequently reported cases are of AD (Non Cholera) (n=89), ILI (n=52), ALRI <5 years (n=11) & B. diarrhea (n=08) this week.
- Cases of AD (Non-Cholera) & ALRI <5 years were declined as compared to previous week.
- There is need to spread community awareness for water, sanitation and hygiene (WASH) practices.

Figure 12: Most frequently reported cases during week 13, in comparison with previous weeks, AJK

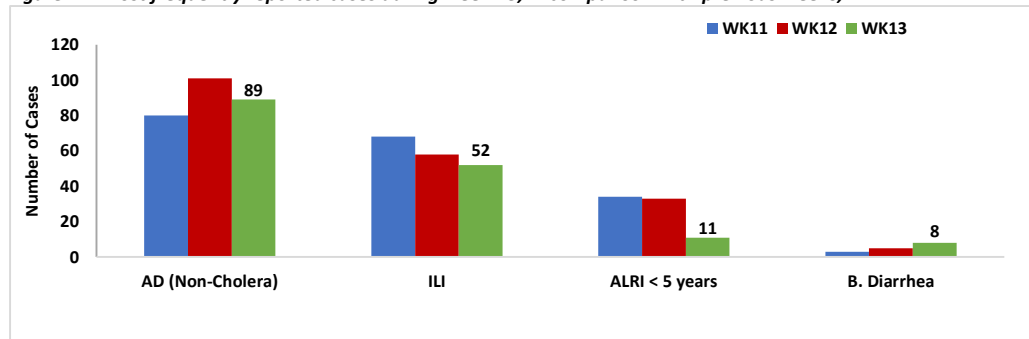
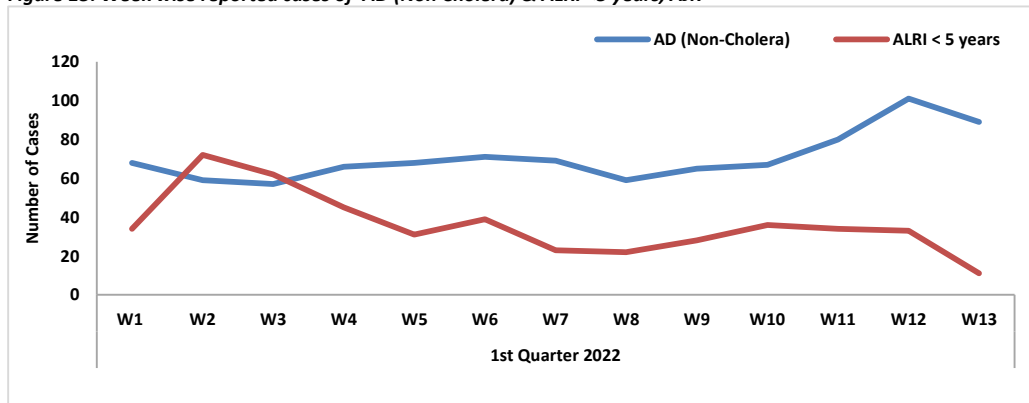


Figure 13: Week wise reported cases of AD (Non Cholera) & ALRI <5 years, AJK



Punjab

- This week Punjab reported cases of AD (Non Cholera) (n=143), Malaria (n=120), Typhoid (n=103), AVH (A & E) (n=21), B. diarrhea (n=15), VH (B, C & D) (n=11), ALRI <5 years (n=07) & SARI (n=07) at maximum.
- Cases of AD (Non-Cholera) had shown a sharp decline, while cases of Malaria and Typhoid were slightly decrease in trend as compared to previous week.
- There is need to spread community awareness for water, sanitation and hygiene (WASH) practices.

Figure 14: Most frequently reported cases during week 13, in comparison with previous weeks, Punjab

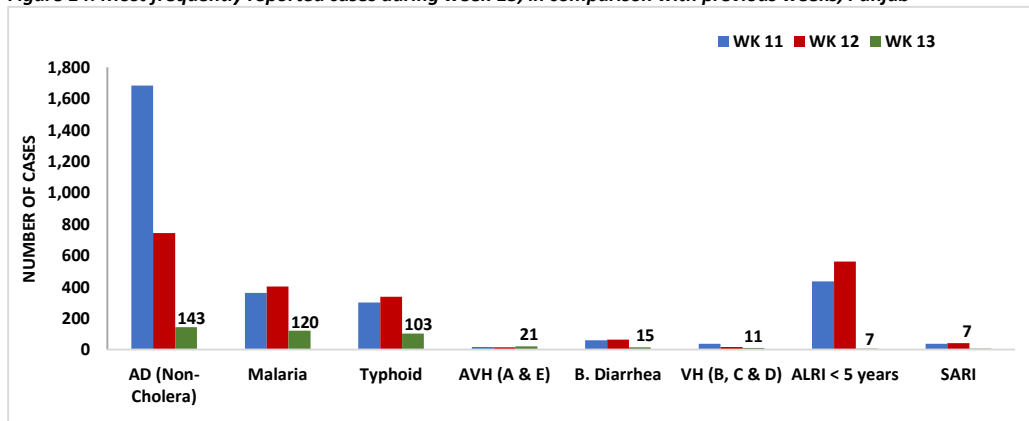
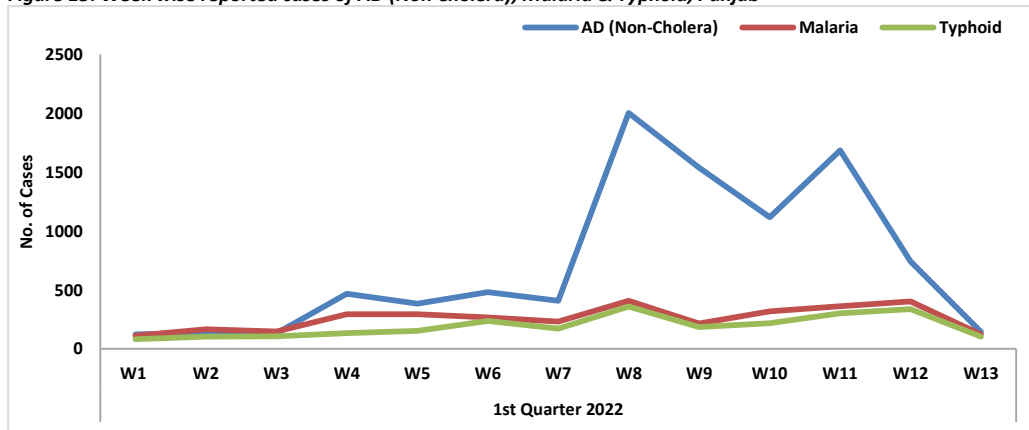


Figure 15: Week wise reported cases of AD (Non Cholera), Malaria & Typhoid, Punjab



IDSR Participating Districts

- This week 10% (04/41) of the districts which include Lakki Marwat, Mansehra, Hunza & Nagar reported hundred percent (%) data.
- Districts Haripur, Killa Abdullah, Jaffarabad, Umerkot, Bahawalpur & Rajanpur did not report IDSR data this week.

Table 5: IDSR reporting districts

Province	Districts	Total Number of Reporting Sites (ARS/Total)	Total Number of Sites that Reported (%)
Khyber Pakhtunkhwa	Haripur	69/69	0
	Kohat	60/60	59 (99%)
	Abbottabad	110/110	91 (83%)
	Charsadda	61/61	52 (86%)
	Lakki Marwat	49/49	49 (100%)
	Swat	77/77	69 (90%)
	Malakand	78/78	11 (15%)
	Swabi	63/63	55 (88%)
	Khyber	63/63	08 (13%)
	Mardan	65/65	40 (62%)
	Mansehra	114/114	114 (100%)
Azad Jammu Kashmir	Mirpur	37/37	31 (84%)
Islamabad Capital Territory	ICT	18/18	16 (89%)
	CDA	9/12	6 (67%)
Balochistan	Gwadar	24/24	10 (42%)
	Kech	44/78	41 (93%)
	Khuzdar	20/136	18 (90%)
	Killa Abdullah	30/50	0
	Lasbella	85/85	83 (93%)
	Pishin	23/118	15 (66%)
	Quetta	22/77	16 (73%)
	Sibi	42/42	37 (90%)
	Zhob	37/37	18 (49%)
	Jaffarabad	47/47	0
	Naserabad	45/45	35 (78%)
Gilgit Baltistan	Hunza	31/31	31 (100%)
	Nagar	05/22	05 (100%)
Sindh	Hyderabad	63/63	50 (80%)
	Karachi-East	14/14	13 (99%)
	Karachi-Malir	43/43	29 (68%)
	Ghotki	58/58	27 (47%)
	Umerkot	30/118	0
	Naushahro Feroze	52/52	20 (39%)
	Tharparkar	93/236	90 (97%)
	Shikarpur	32/32	13 (41%)
	Thatta	50/50	19 (38%)
	Larkana	149/149	13 (09%)
	Kamber	101/101	64 (64%)
Punjab	Bahawalpur	91/91	0
	Muzaffargarh	117/117	01 (01%)
	Rajanpur	55/55	0

*percentage = {Sites Reported data/Agreed Reporting Sites (ARS)}*100